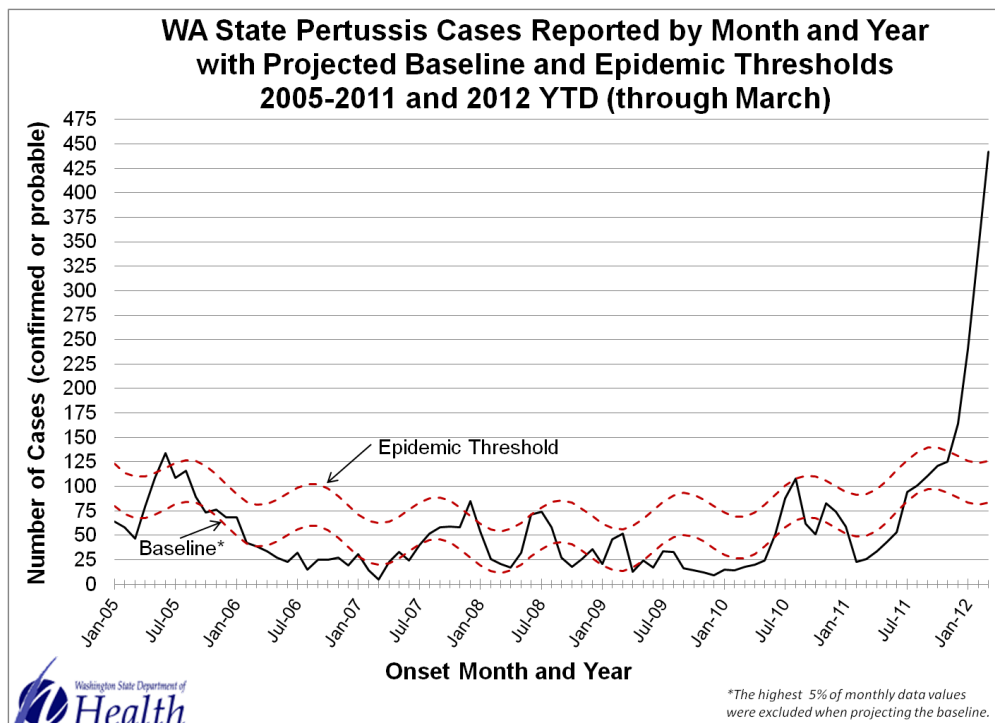
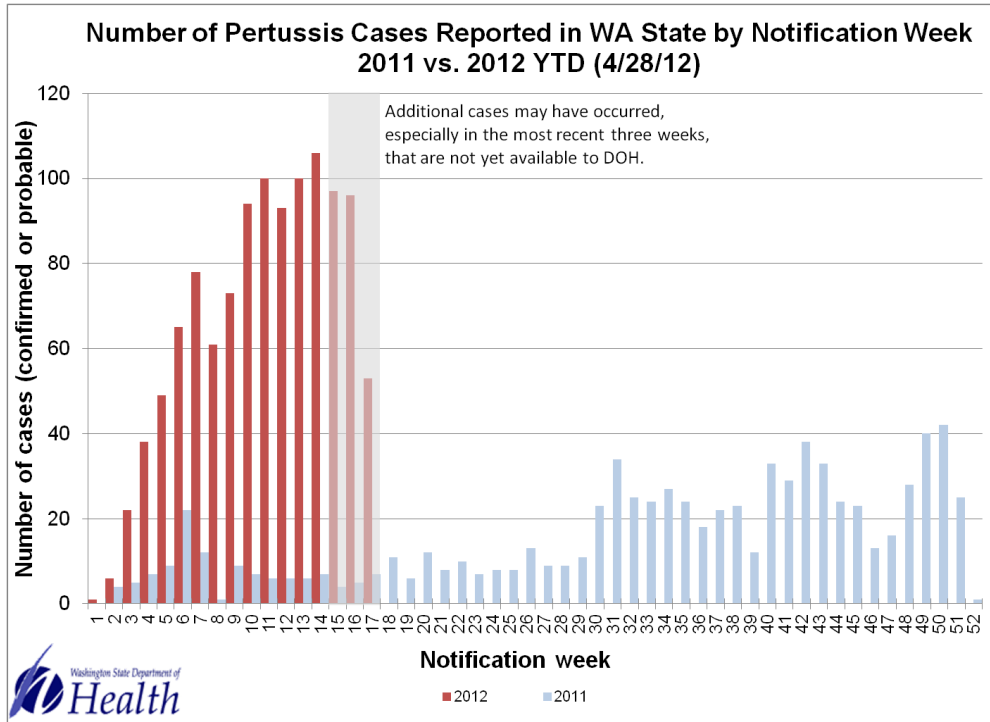


Weekly pertussis update for Washington State

2012 year to date (YTD) confirmed and probable cases reported through 4/28/2012 (week 17)

This update summarizes reports of pertussis in persons with 2012 onsets received by local health jurisdictions (LHJs) during weeks 1-17, made visible to Washington State Department of Health (DOH) - Communicable Disease Epidemiology, and containing sufficient information for a DOH case classification to have been assigned.

- There have been a total of 1,132 cases reported statewide through week 17, compared to 117 reported cases in 2011 during the same time period. Dates for the 2011/2012 comparison were based on LHJ notification date.



- Twelve counties have reported no pertussis activity in 2012.
- Among the twenty-seven counties with pertussis activity, the number of pertussis cases reported in a given county so far this year ranges from 1 to 234, and the rate of disease in a given county ranges from 1.1 to 196.1 per 100,000 persons year to date (see Table 1).
 - The median and mean county rates in counties reporting pertussis activity are 11.7 and 23.1 per 100,000 persons year to date, respectively.
- The overall incidence rate year to date is 16.8 pertussis cases per 100,000 Washington residents and the rate of disease in infants under one year of age, 88.1 per 100,000, remains higher than rates in all other age groups (see Table 2). This equates to an annualized overall rate of pertussis in Washington residents of 51.4 per 100,000 persons with a rate in infants of 269.5 per 100,000 should this trend continue throughout 2012. Seventy-eight infants under one year of age were reported as having whooping cough and twenty of them were hospitalized. Of those hospitalized, sixteen (80%) were very young (three months of age or younger).

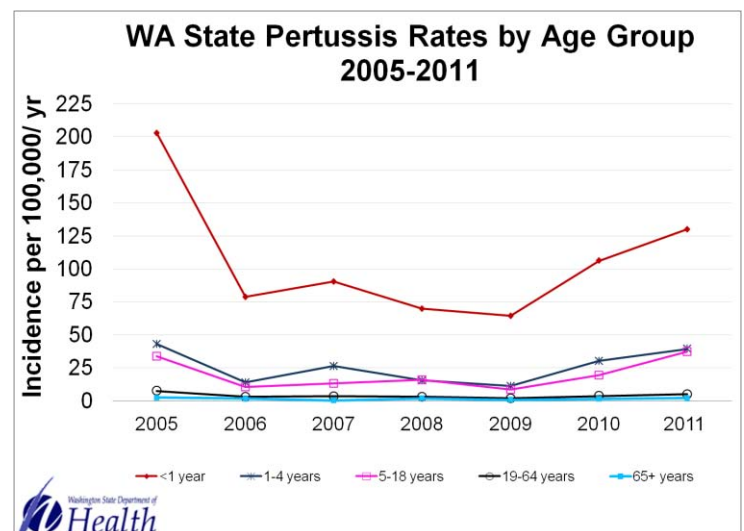
Table 1. WA State pertussis cases by county, 2012 YTD

County	2010 OFM Population	Number of Cases	Rate per 100,000 persons
Benton	172,900	21	12.1
Chelan	73,300	2	2.7
Clallam	70,100	5	7.1
Clark	435,600	84	19.3
Cowlitz	100,000	39	39.0
Douglas	38,500	3	7.8
Franklin	75,500	18	23.8
Grant	87,700	1	1.1
Grays Harbor	71,600	3	4.2
Island	81,100	16	19.7
Jefferson	29,300	21	71.7
King	1,933,400	125	6.5
Kitsap	248,300	30	12.1
Kittitas	40,500	19	46.9
Lewis	75,600	15	19.8
Mason	57,100	3	5.3
Okanogan	40,900	2	4.9
Pierce	814,600	147	18.0
San Juan	16,500	1	6.1
Skagit	119,300	234	196.1
Snohomish	711,100	229	32.2
Spokane	470,300	5	1.1
Stevens	44,300	2	4.5
Thurston	252,400	10	4.0
Walla Walla	59,600	7	11.7
Whatcom	195,500	78	39.9
Yakima	239,100	12	5.0

Note. Counties with no reported cases classified as confirmed or probable, 2012: Adams, Asotin, Columbia, Ferry, Garfield, Klickitat, Lincoln, Pacific, Pend Oreille, Skamania, Wahkiakum, and Whitman.

Table 2. WA State pertussis cases by age group, 2012 YTD

Age Group (years)	2010 OFM Population	Number of Cases	Rate per 100,000 persons	% cases by age group
<1	88,544	78	88.1	6.9%
1-4	355,275	139	39.1	12.3%
5-9	432,656	239	55.2	21.1%
10-13	346,396	280	80.8	24.7%
14-18	454,703	198	43.5	17.5%
19-24	577,706	37	6.4	3.3%
25-44	1,830,703	85	4.6	7.5%
45-64	1,823,910	56	3.1	4.9%
65+	823,357	20	2.4	1.8%
All ages	6,733,250	1,132	16.8	



Recent Pertussis Incidence by County (January - March 2012 Onsets)

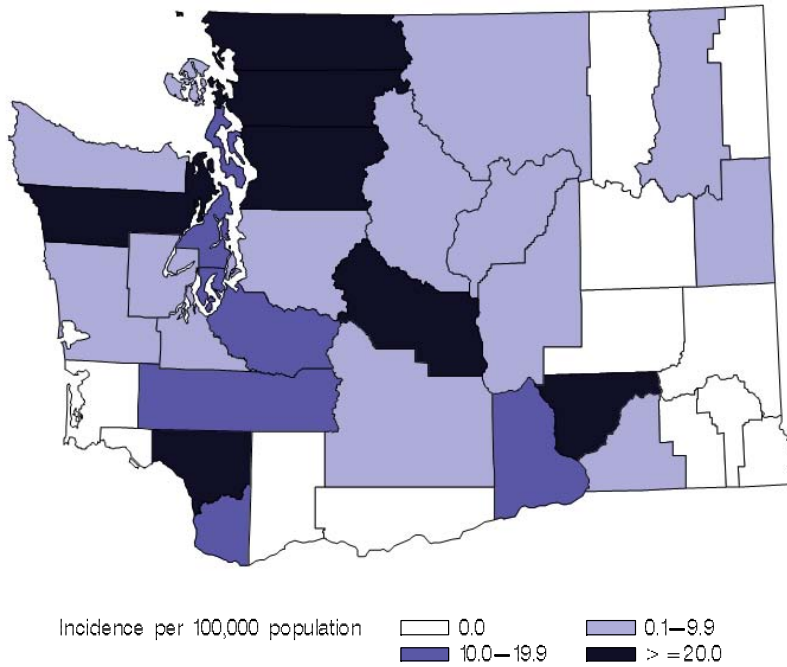


Table 3. Cumulative number of confirmed and probable pertussis cases reported in WA State by 2012 LHJ notification week (through 4/28)

Notification Week	Cumulative Number of 2012 Cases	Number of New Cases
1	1	1
2	7	6
3	29	22
4	67	38
5	116	49
6	181	65
7	259	78
8	320	61
9	393	73
10	487	94
11	587	100
12	680	93
13	780	100
14	886	106
15	983	97
16	1,079	96
17	1,132	53

Note: Additional cases may have occurred, especially in the most recent three weeks, that are not yet made available to DOH.

Table 4. Summary of reported pertussis cases* included in the previous 2012 weekly updates posted online

Notification Week	Date of Data Retrieval	Number of Cases
3	1/23	10
4	1/30	36
5	2/6	68
6	2/13	107
7	2/20	175
8	2/27	240
9	3/5	313
10	3/12	375
11	3/19	463
12	3/26	549
13	4/2	640
14	4/9	776
15	4/16	897
16	4/23	1,008

*Note: These case counts do not correspond to the actual cumulative number of cases by LHJ notification week, but rather the cumulative number of cases that had been available to DOH at the time each week's update was created.

If you have a disability and need this document in a different format, please call 1-800-525-0127 (TDD/TTY 1-800-833-6388).